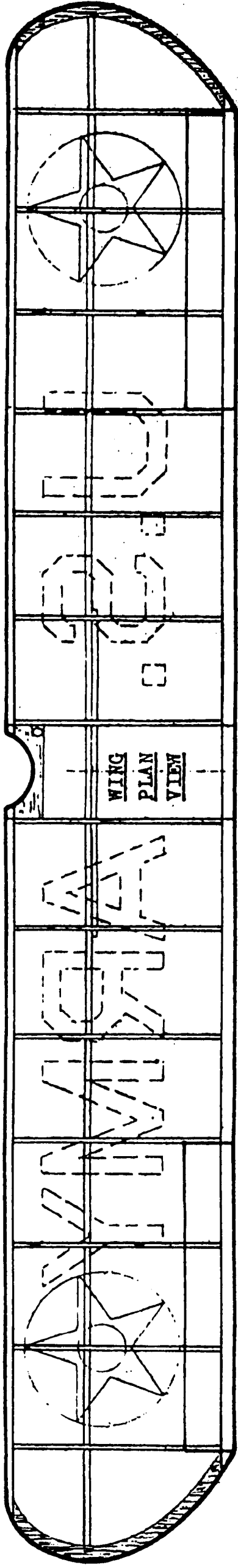
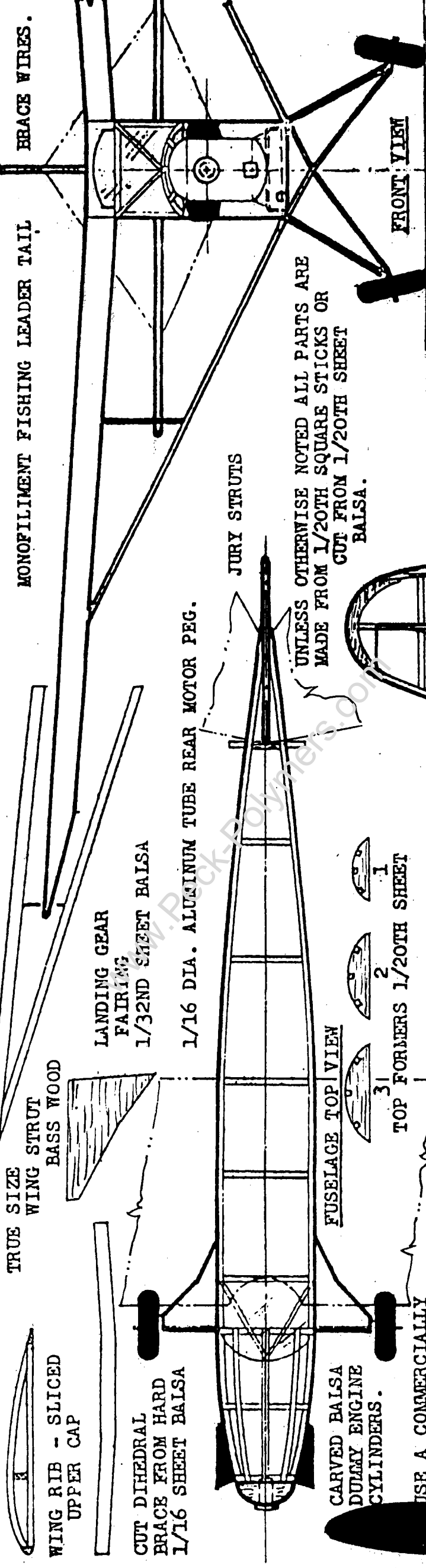


COLOR SCHEME SHOWN FOR AN AERONCA O-58-A USED IN PRE-WW II MANEUVERS. BASE COLOR OLIVE DRAB, STAR INSIGNIA TOP AND BOTTOM OF BOTH WINGS AND ON BOTH SIDES OF FUSELAGE. WHITE CROSS BOTH SIDES OF FUSELAGE. WHITE CROSS BOTH SIDES OF FUSELAGE. BLACK "U.S. ARMY" ON UNDERSIDE OF WINGS.



USE 1/16 BY 1/8 FOR LEADING AND TRAILING EDGE AND THE SPAR.



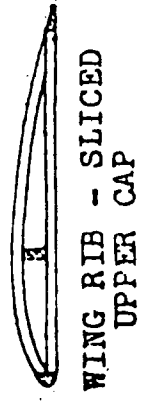
FRONT VIEW

BRACE WIRES.

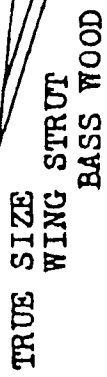
MONOFILAMENT FISHING LEADER TAIL

JURY STRUTS

UNLESS OTHERWISE NOTED ALL PARTS ARE MADE FROM 1/20TH SQUARE STICKS OR CUT FROM 1/20TH SHEET BALSA.



WING RIB - SLICED UPPER CAP




TRUE SIZE WING STRUT BASS WOOD



LANDING GEAR FAIRING 1/32ND SHEET BALS

1/16 DIA. ALUMINUM TUBE REAR MOTOR PEG.



FUSELAGE TOP VIEW

TOP FORMERS 1/20TH SHEET

VERTICAL TAIL

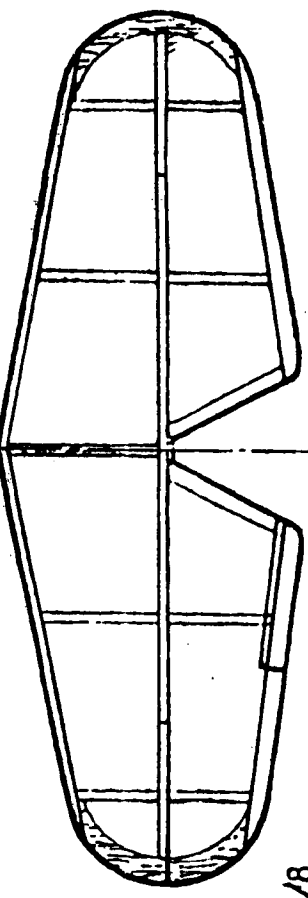
CARVED BALS DUMMY ENGINE CYLINDERS.

USE A COMMERCIALY AVAILABLE PLASTIC PROPELLER AND THRUST BUTTON

CARVED BALS COWL BOTTOM.

BUILD TWO SIDES OVER THE HATCHED STRUCTURE.

Geronica Defender
By Hall Mooney



HORIZONTAL TAIL

1/20 BY 1/8 TRAILING EDGE

WIRE TAILSKID

LANDING GEAR WIRE PATTERN

A PEANUT SCALE OF SEVERAL FACES: AERONCA O-58-A, OR L-3A, OR DEFENDER TRAINER.

COVER WITH TISSUE, WATER SHRINK AND GIVE THE FUSELAGE TWO COATS OF THIN DOPE, REST OF AIRPLANE GETS ONE COAT.